


# STOCK MOULDING CATALOG



**H.P. STARR**  
LUMBER COMPANY

*Serving You From 2 Convenient Locations*

**Glade Mills**

1011 Pittsburgh Rd  
Valencia, PA 16059  
(724) 898-1501  
(724) 586-7792

**Evans City**

2134 Evans City Rd  
Zelienople, PA 16063  
(724) 776-2800  
(724) 538-3500

**MONDAY - FRIDAY: \*7:00 AM - 5:00 PM**  
**SATURDAY: 8:00 AM - 1:00 PM    SUNDAY: CLOSED**

*\*April through November we are open from 7:00 AM - 5:30 PM Monday through Friday*

# Table of Contents

All Mouldings are Sold by the Lineal Foot; 6-16' Lengths, Based on Availability - Unless Otherwise Noted.  
All Sizes Listed are Approximate. Pictures are Not to Exact Scale.

## White Pine

Base Boards, Casings, Chair Rails, Pine and Poplar	
Panel Mould, and Bed Mould .....	Page 1
Crown Mould, Cove Mould, Outside Corner, Quarter Round, Shoe Mould.....	Page 2
Scotia, Stops, Dentil Mould and Miscellaneous .....	Page 3

## Oak

Base Boards, Casings, Stops, Shoe Mould, Quarter Round, Lattice, Parting Bead, Outside Corner, and Scotia .....	Page 4
Chair Rail, Panel Mould, Crown Mould, Nosing, and Dowel .....	Page 5

## Primed Fiberboard Mouldings

Light Density Fiberboard Base Board .....	Page 6
Light Density Fiberboard Casing, Shoe Mould, Panel Mould, and Chair Rail .....	Page 7
Light Density Fiberboard Crown Mould .....	Page 8

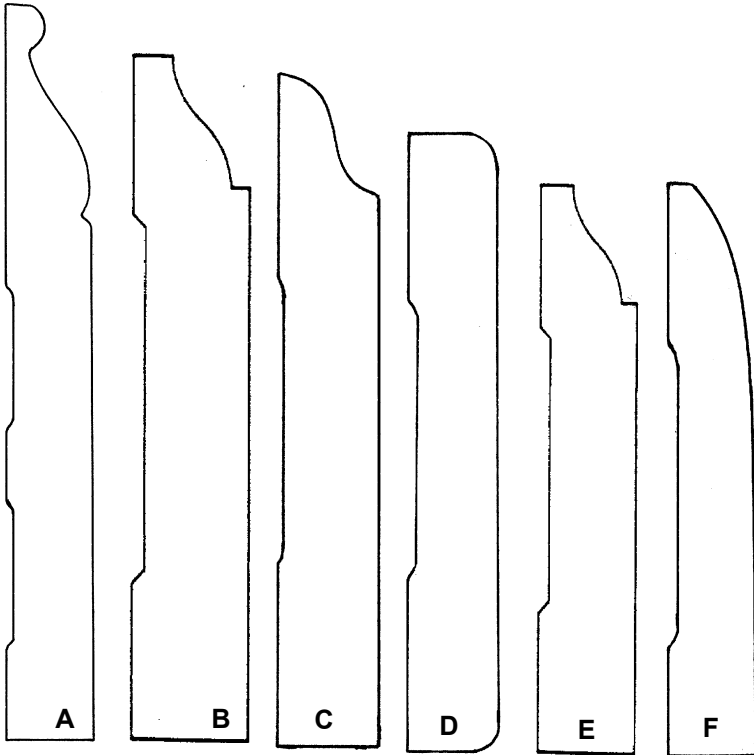
## Handrail

Round, Poplar, and Hemlock .....	Page 9
----------------------------------	--------

# White Pine Mouldings

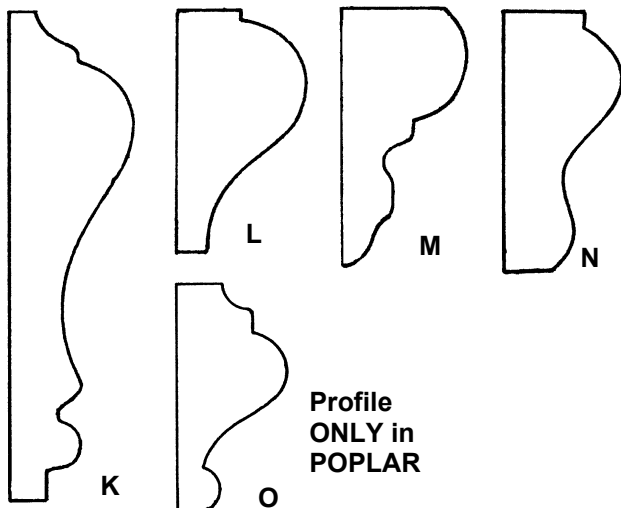
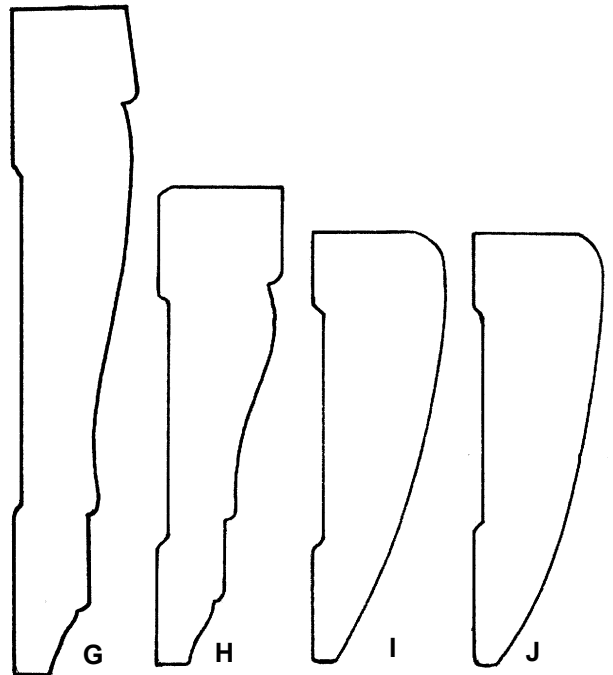
## Base Boards, Casings, Chair Rails, Pine and Poplar Panel Mould, and Bed Mould

All mouldings shown on this page are sold by the lineal foot; 6-16' random lengths, based on availability, unless otherwise noted. All sizes are approximate. Pictures are not to exact scale.



BASE BOARDS		
A	5/8" x 5 1/4" Moulded Base	LWM500
A	5/8" x 5 1/4" Moulded Base Primed & FJ	WM500F
B	5/8" X 3 5/8" Colonial Base	WM8712
C	3 1/2" Moulded Base	WM662
C	3 1/2" Moulded Base Primed & FJ	WM662F
D	3 1/4" Round Edge Base	WM433
E	9/16"x3" Moulded Base	WM624
E	9/16"x3" Moulded Base Primed & FJ <i>*16 Lengths Only</i>	WM624F16
F	9/16"x3" Ranch Base	WM714
F	9/16"x3" Ranch Base Primed & FJ <i>*16 Lengths Only</i>	WM714F16

CASINGS		
G	3 1/2" Moulded Casing	LM361
G	3 1/2" Moulded Casing Primed FJ	LM361F
H	1 1/16"x2 1/2" Moulded Casing	WM361
H	2 1/2" Moulded Casing Primed & FJ	WM361F
I	1 1/16"x2 1/4" Ranch Casing	WM316
J	2 1/4" Ranch Casing Primed & FJ	WM330F



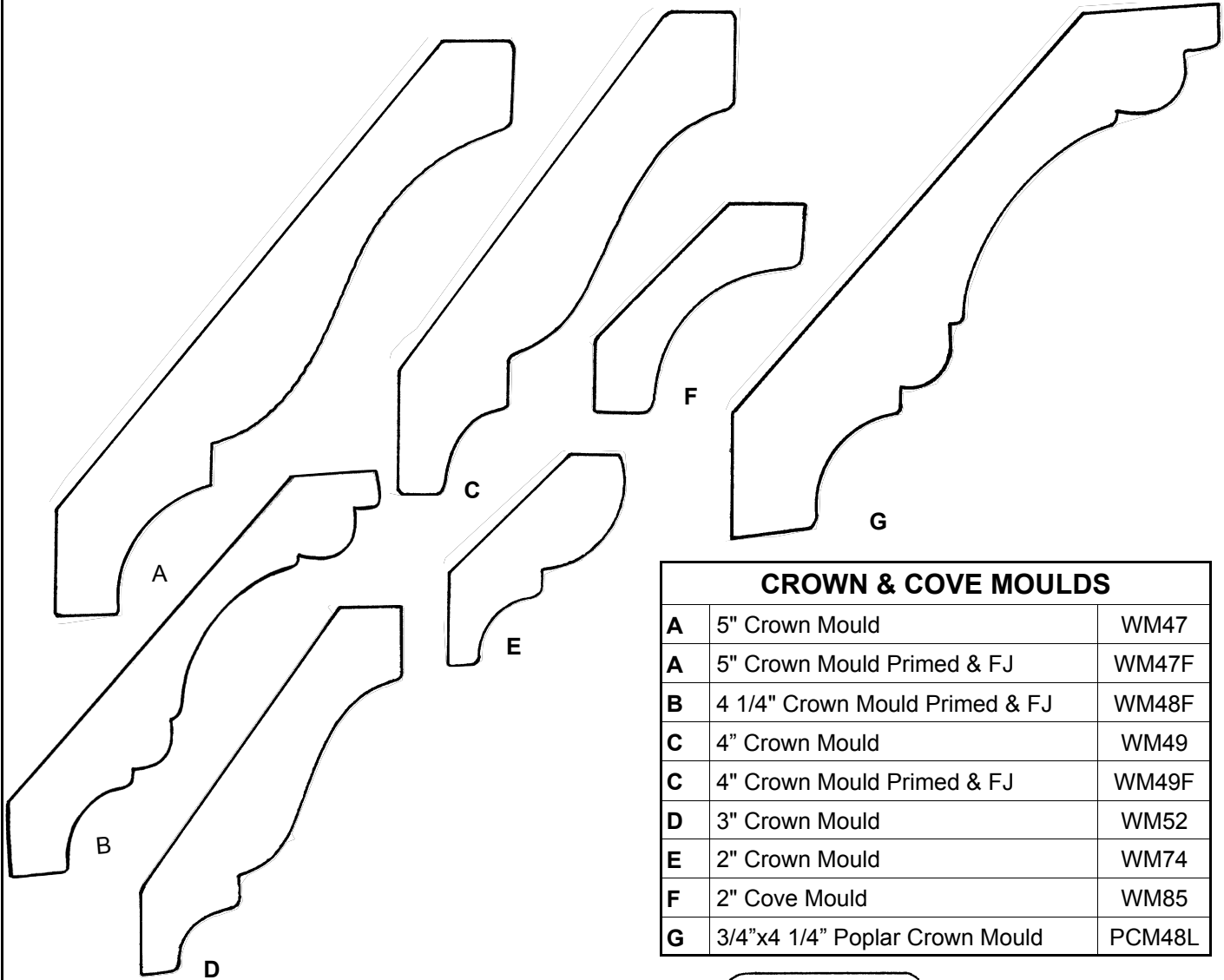
Profile  
ONLY in  
POPLAR

CHAIR RAIL & BED MOULD & PANEL		
K	3/4"x2 5/8" Chair Rail	WM390
K	2 5/8" Chair Rail Primed & FJ	WM390F
L	3/4"x1 1/4" Bed Mould	WM166
L	3/4"x1 1/4" Bed Mould Primed FJ-16' Lengths Only	WM166F16
M	1 1/4" Panel Mould	A8167
N	1 3/8" Panel Mould	LWP165
O	3/4" x 1 1/2" <b>POPLAR</b> Panel Mould	PPM200

# White Pine Mouldings

Crown Mould, Cove Mould, Outside Corner, Quarter Round, Shoe Mould

All mouldings shown on this page are sold by the lineal foot; 6-16' random lengths, based on availability.

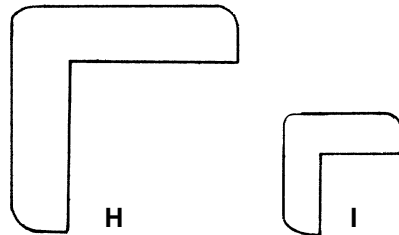


## CROWN & COVE MOULDS

A	5" Crown Mould	WM47
A	5" Crown Mould Primed & FJ	WM47F
B	4 1/4" Crown Mould Primed & FJ	WM48F
C	4" Crown Mould	WM49
C	4" Crown Mould Primed & FJ	WM49F
D	3" Crown Mould	WM52
E	2" Crown Mould	WM74
F	2" Cove Mould	WM85
G	3/4"x4 1/4" Poplar Crown Mould	PCM48L

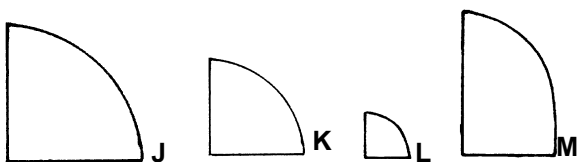
## OUTSIDE CORNERS

H	1 1/4" Plain Outside Corner	WM204
I	3/4" Outside Corner	WM206



## QUARTER ROUND & SHOE MOULD

J	1 1/16" Quarter Round	WM106
K	1/2" Quarter Round	WM108
L	1/4" Quarter Round	A8057
M	1/2"x3/4" Shoe Mould	WM126
M	1/2"x3/4" Shoe Mould Primed &	WM126F

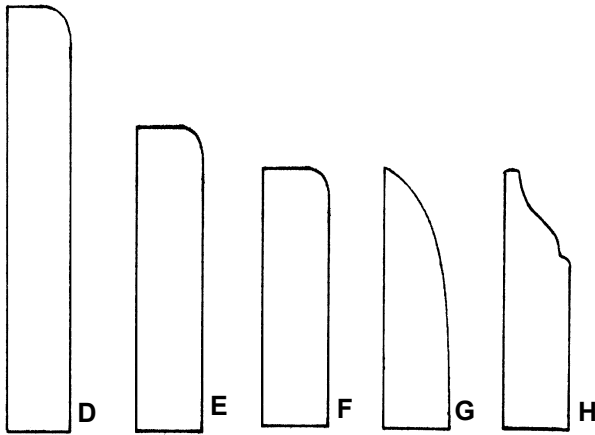
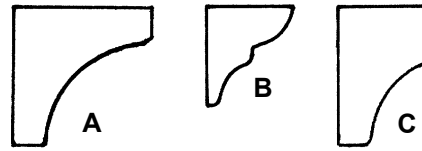


# White Pine Mouldings

## Scotia, Stops, Dentil Mould and Miscellaneous

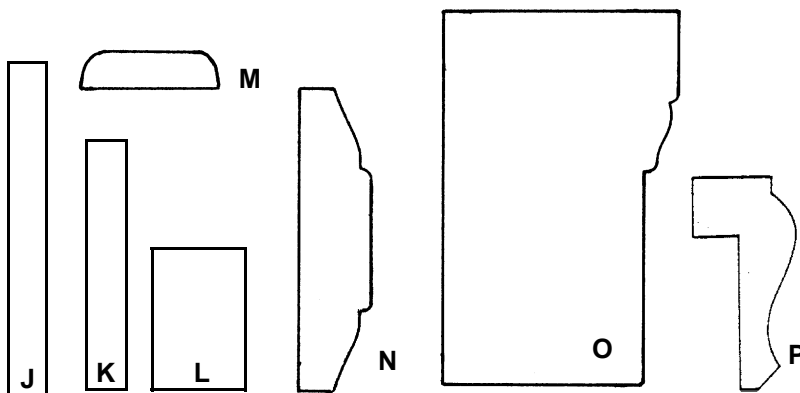
All mouldings shown on this page are sold by the lineal foot; 6-16' random lengths, based on availability, unless otherwise noted. All sizes are approximate. Pictures are not to exact scale.

SCOTIA		
A	3/4"x3/4" Scotia (Disc When Gone)	WM93
A	11/16"x11/16" Scotia	WM100
B	1/2"x9/16" Bead & Cove Mould	WM147
C	1/2" x 3/4" Scotia Mould	WM99



STOPS		
D	2 1/4" Round Edge Stop	WM873
E	1 5/8" Round Edge Stop <i>*7 Lengths Only</i>	WM8757
F	1 3/8" Round Edge Stop	WM876
G	1 3/8" Ranch Stop	WM816
H	1 3/8" Moulded Stop	WM936

DENTIL MOULD		
I	1/2"x1 1/2" Dentil Mould (No Profile)	112DM
II	1 1/4" Dentil Mould	114SDM
II	1 1/4" Dentil Mould FJ	114SDF




MISCELLANEOUS MOULDINGS		
J	1 3/4" Lattice	WM265
K	1 3/8" Lattice	WM267
L	1/2"x3/4" Parting Bead	WM254
M	3/4" Flat Screen Mould	WM142
N	1 5/8" Flat Astragal	A8173
O	2" Brick Mould	WM180
P	9/16"x1 1/8" Plywood Cap <i>*8' Lengths Only</i>	WM2928



# Oak Mouldings

## Base Boards, Casings, Stops, Shoe Mould, Lattice, Parting Bead, Quarter Round, Scotia, and Outside Corner

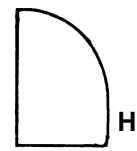
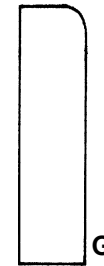
All mouldings shown on this page are sold by the lineal foot; 6-16' random lengths, based on availability, unless otherwise noted. All sizes are approximate. Pictures are not to exact scale.



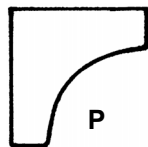
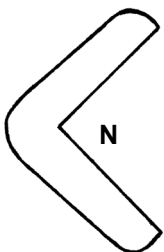
BASE BOARDS		
<b>A</b>	1 1/16" x 5 1/4" Heavy Top Moulded	OM525
<b>B</b>	5/8" x 3 1/2" Moulded Base	OM622
<b>C</b>	5/8" x 3" Ranch Base	OM724



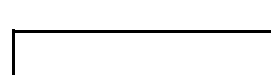
CASINGS		
<b>D</b>	1 1/16" x 2 1/2" Moulded Casing	OM361
<b>E</b>	1 1/16" x 2 1/4" Ranch Casing	OM316



STOP, SHOE MOULD & QUARTER ROUND		
<b>F</b>	7/16" x 1 3/8" Ranch Stop	OM846
<b>G</b>	7/16" x 1 3/8" R.E. Stop	LNORES7
<b>H</b>	1/2" x 3/4" Shoe Mould	OM126



OUTSIDE CORNER		
<b>I</b>	1 1/8" x 1 1/8" Outside Corner	OM208
<b>J</b>	3/4" x 3/4" Outside Corner	OM2068
SCOTIA (Inside Corner)		
<b>K</b>	3/4" x 3/4" Scotia	OM93




LATTICE & PARTING BEAD		
<b>L</b>	1/4" x 1 3/8" Lattice	OL138
<b>M</b>	1/2" x 3/4" Parting Bead	OPB

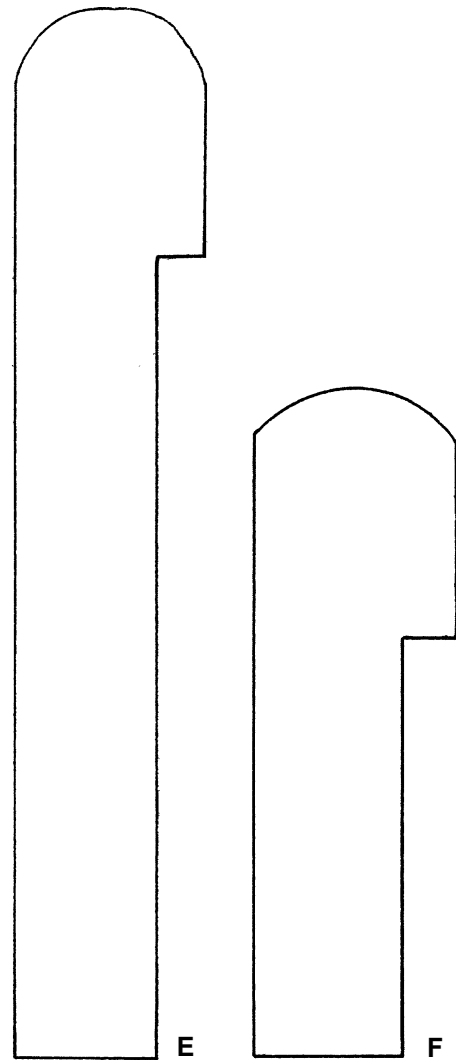
# Oak Mouldings

## Chair Rail, Panel Mould, Crown Mould, Nosing, and Dowel

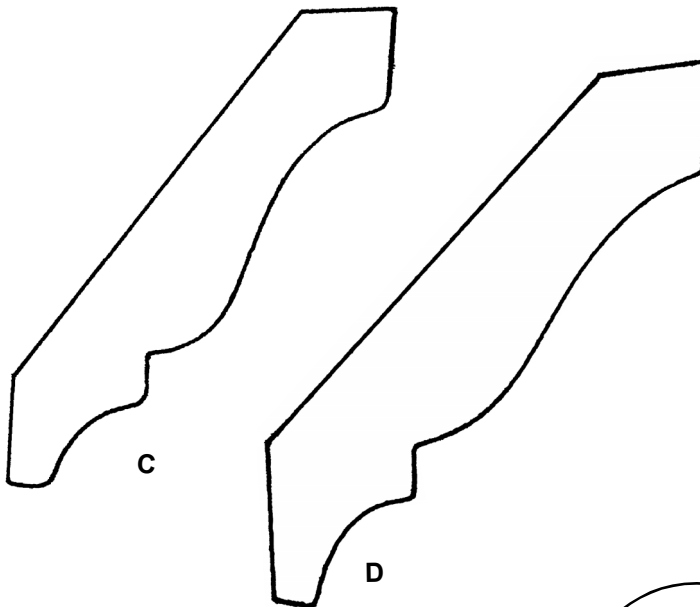
All mouldings shown on this page are sold by the lineal foot; 6-16' random lengths, based on availability, unless otherwise noted. All sizes are approximate. Pictures are not to exact scale.



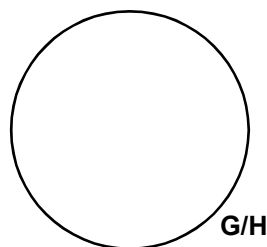
CHAIR RAIL		
A	1 1/16"x2 5/8" Chair Rail	OM390
PANEL MOULD		
B	5/8"x1 1/4" Panel Mould	OM8167



LANDING TREAD (Nosing)		
E	1 1/16"x5 1/2" Landing	512OLT
F	1 1/16"x3 1/2" Landing	OLT



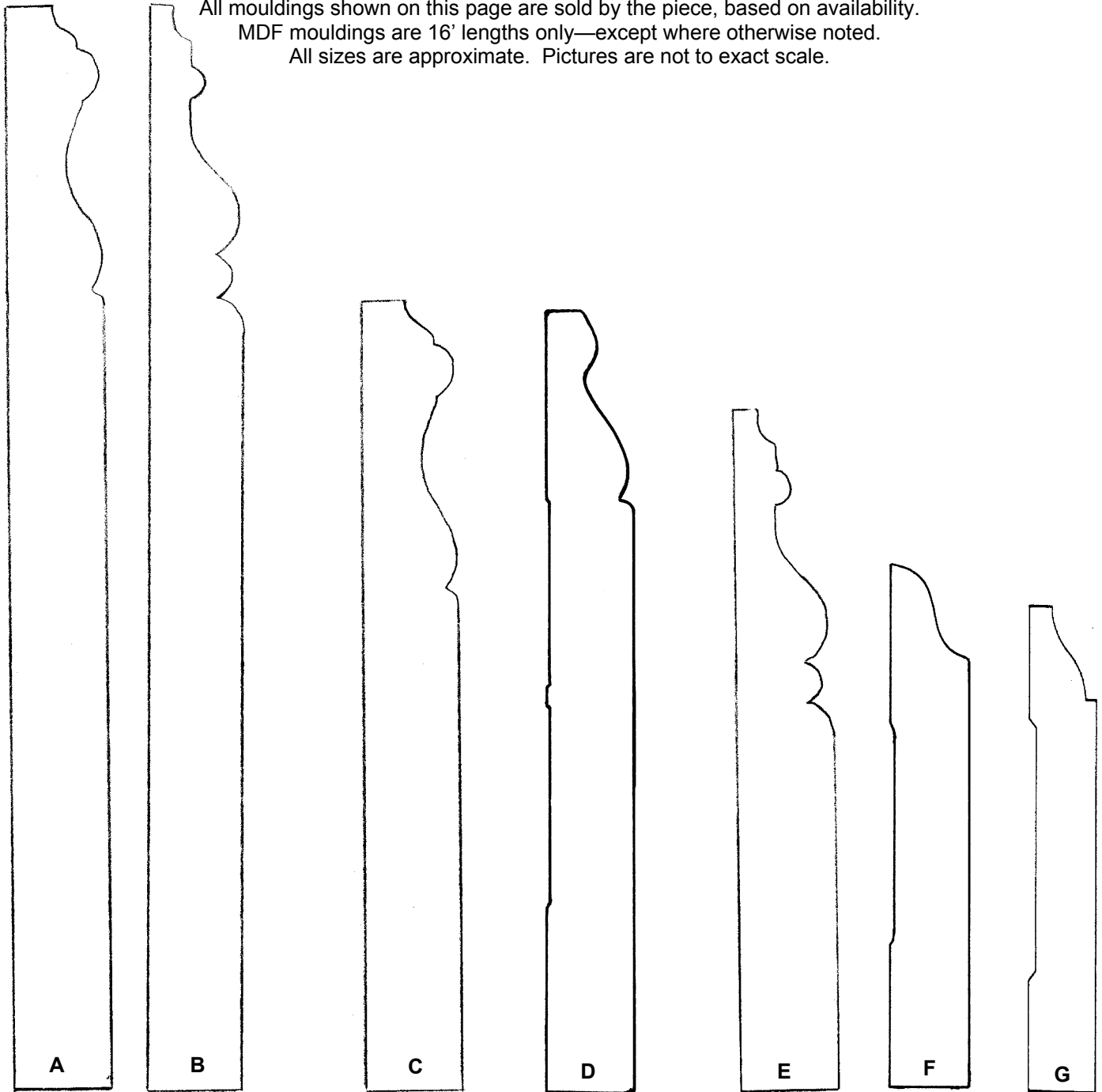
CROWN MOULD		
(Size indicated is actual measurement tip to tip)		
C	3/4" x 2 5/8" Crown Mould	OM52
D	3/4" x 3 1/2" Crown Mould	OM49



DOWEL		
G	1 1/4" Dowel Hardwood	OFR
H	1 5/16" Full Round Fir	WM233

# MDFL Mouldings Primed (Ultra Light Density Fiberboard)

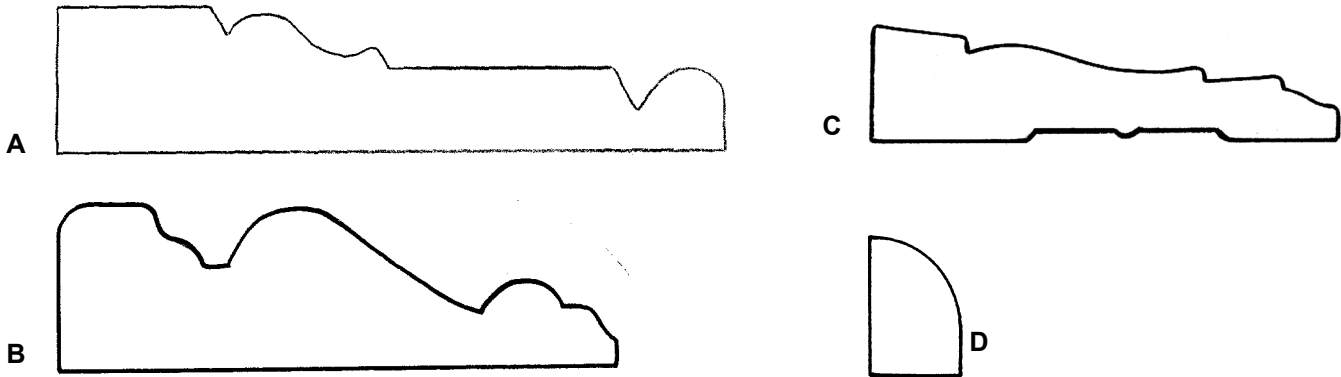
All mouldings shown on this page are sold by the piece, based on availability.  
MDF mouldings are 16' lengths only—except where otherwise noted.  
All sizes are approximate. Pictures are not to exact scale.



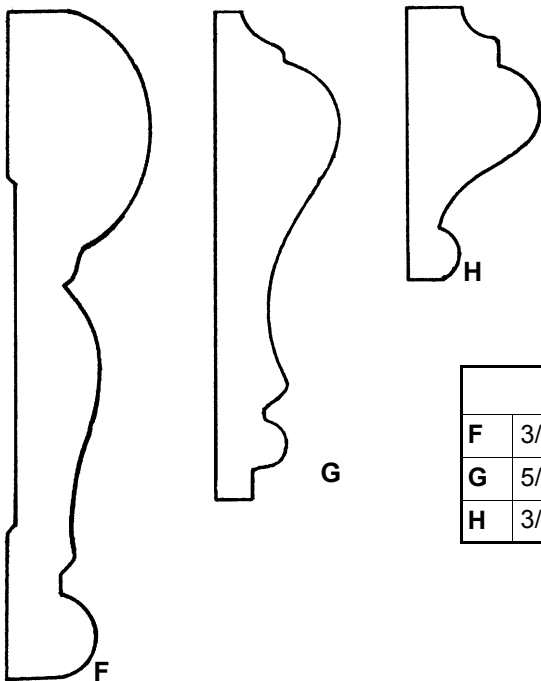
<b>MDFL Mouldings Primed (Ultra Light Density Fiberboard)</b>		
<b>A</b>	5/8"x7 1/4" Base - Primed Fiberboard	MD8915
<b>B</b>	5/8"x7 1/4" Base - Primed Fiberboard	MD401
<b>C</b>	5/8"x5 1/4" Base - Primed Fiberboard	MD8095
<b>D</b>	5/8"x5 1/4" Moulded Base - Primed Fiberboard	MD163
<b>E</b>	5/8"x4 1/2" Base - Primed Fiberboard	MD400
<b>F</b>	5/8" x 3 1/2" Moulded Base - Primed Fiberboard	MD662
<b>G</b>	3 1/4" Colonial Base - Primed Fiberboard	MD633P16

# MDFL Mouldings Primed (Ultra Light Density Fiberboard)

All mouldings shown on this page are sold by the piece, based on availability.  
MDF mouldings are 16' lengths only—except where otherwise noted.  
All sizes are approximate. Pictures are not to exact scale.



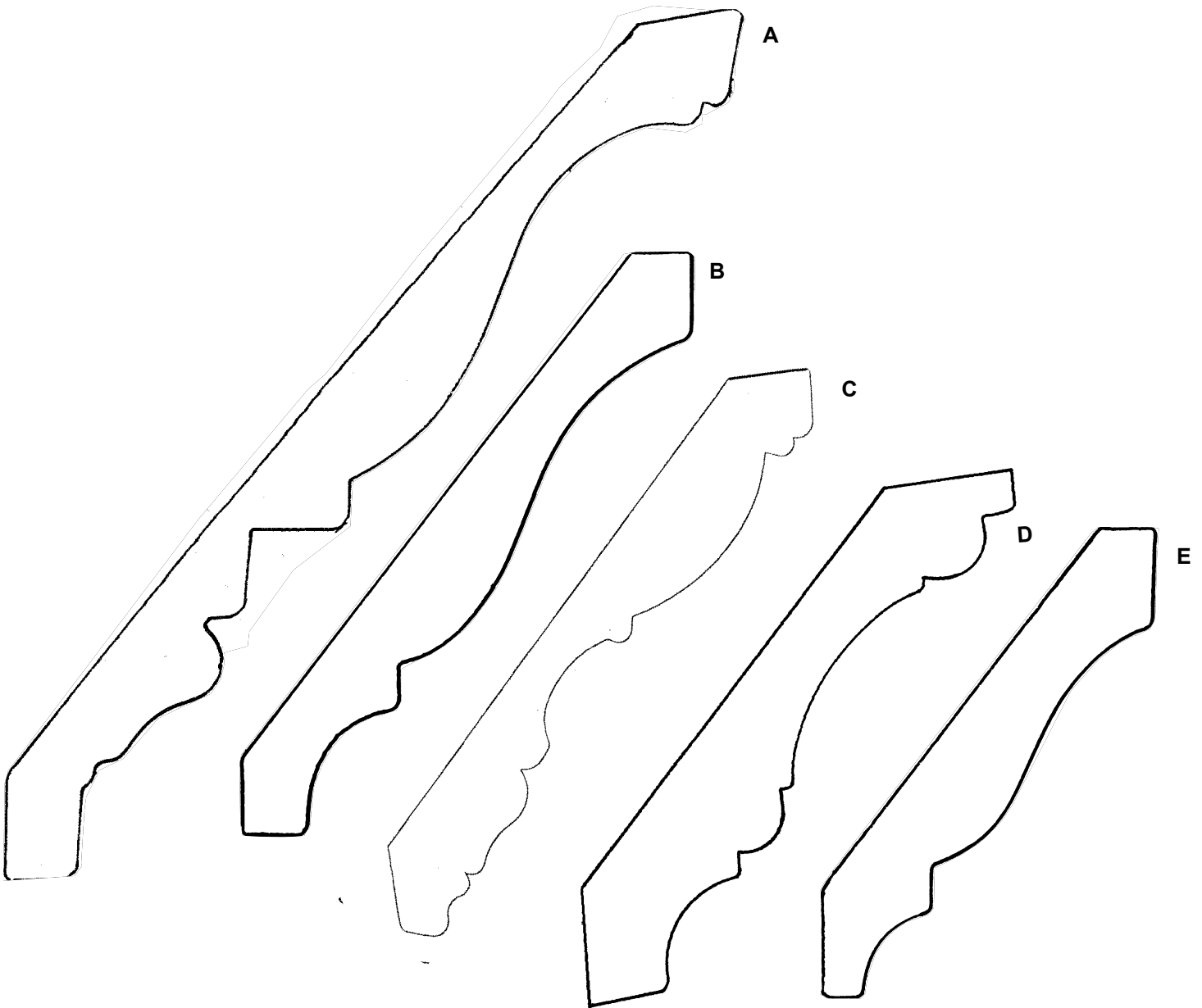
MDFL Mouldings Primed (Ultra Light Density)		
<b>A</b>	3/4"x3 1/2" Casing - Primed Fiberboard	MD360
<b>B</b>	7/8"x3" Casing - Primed Fiberboard	MD1885
<b>C</b>	5/8"x2 1/2" Moulded Casing - Primed Fiberboard <i>*14' Lengths Only</i>	MD361
<b>D</b>	1/2"x3/4" Shoe Mould - Primed Fiberboard	MD126



MDFL Mouldings Primed (Ultra Light Density)		
<b>F</b>	3/4" x 3 1/2" Chair Rail - Primed Fiberboard	MD290
<b>G</b>	5/8" x 2 5/8" Chair Rail - Primed Fiberboard	MD390P16
<b>H</b>	3/4" x 1 9/16" Panel Mould - Primed Fiberboard	MD200

# MDFL Mouldings Primed (Ultra Light Density Fiberboard)


All mouldings shown on this page are sold by the piece, based on availability.  
MDF mouldings are 16' lengths only—except where otherwise noted.  
All sizes are approximate. Pictures are not to exact scale.



MDFL Mouldings Primed (Ultra Light Density)		
<b>A</b>	5/8" x 6 7/8" Crown Mould - Primed Fiberboard	MD86016
<b>B</b>	5/8" x 4 5/8" Crown Mould - Primed Fiberboard	MD47
<b>C</b>	5/8" x 4 7/16" Crown Mould - Primed Fiberboard	MD8712
<b>D</b>	3/4" x 4 1/8" Crown Mould - Primed Fiberboard	MD48
<b>E</b>	5/8" x 3 5/8" Crown Mould - Primed Fiberboard	MD49

# Handrail

All mouldings shown on this page are sold by the lineal foot; 6-16' random lengths, based on availability, unless otherwise noted. All sizes are approximate. Pictures are not to exact scale.



HANDRAIL		
<b>A</b>	1 5/8" Round Handrail (White Pine or Poplar)	WM231
<b>B</b>	2 1/4" Poplar Handrail	P6042
<b>C</b>	SRT-4 2 3/16"x 2 1/4" Hampton Hemlock Handrail	CH6005
<b>D</b>	2 1/4" x 2 3/8" Beech Traditional Rail	6010B
<b>D</b>	2 1/4" x 2 3/8" Oak Traditional Rail	6010O
<b>D</b>	2 1/4" x 2 3/8" Oak Traditional Rail - Plowed	6010PO
<b>E</b>	Oak Handrail w/ 1-3/4" Plow	8010O