

MARVIN INTERIOR FINISHES

BEGIN WITH THE IDEAL FINISH

LEATHER ON PINE



ESPRESSO ON MAHOGANY



WHEAT ON OAK



CABERNET ON CHERRY



HONEY ON DOUGLAS FIR

MARVIN 
Windows and Doors
Built around you.®

BEGIN WITH THE IDEAL FINISH



WOOD SPECIES

PINE



WHITE OAK



CHERRY



DOUGLAS FIR



MAHOGANY



VERTICAL GRAIN
DOUGLAS FIR




HONEY




WHEAT




HAZELNUT



CABERNET



ESPRESSO



LEATHER



CLEAR COAT

Note: Stain colors are shown on Pine. To see all six beautiful finishes visit Marvin.com or download the Marvin® Finishes app.

FINISHES

STAINED AND READY TO GO

Before a window or door is assembled, every piece of wood is put through our proprietary multi-step, integrated conditioning and staining process. As part of this process, the wood is conditioned, sanded and baked to ensure a more ideal, lasting and beautiful finish.

LEAVE THE WORK TO US

Let's face it. Staining and painting can be a tedious, time-consuming hassle. Ordering finishes that meet WDMA TM 14-09 standards direct from the factory is a great way to achieve beautiful, ready-to-install windows and doors without the mess, fumes, and time commitment.

PAINTED INTERIOR FINISHES



Or opt for a beautifully painted interior finish that meets WDMA TM 14-09 standards where a coat of primer and a separate coat of paint are applied to each piece of wood before the window or door is assembled - providing an even, high quality, consistent finish with lasting durability. Custom interior paint colors are also available.

The appearance of wood changes, often darkening, over time. Natural wood varies in color, texture and grain. Depicted wood species are for illustration purposes only. Contact your Marvin dealer for a sample in the wood species and interior finish of your choice.

©2013 Marvin Windows and Doors. All rights reserved. ©Registered trademark of Marvin Windows and Doors. Part #19980629.



Built around you.®